




Project:	
Catalog#:	
Notes:	Date:
Type:	

1X4/2X2/2X4 WATT&CCT TUNABLE BACK-LIT PANEL



APPLICATIONS

- SHOPPING CENTERS
- AIRPORTS
- HOSPITALITY
- OFFICE BUILDINGS
- LIBRARIES
- FAST FOOD RESTAURANTS
- SCHOOLS
- CORRIDOR
- CHURCHES
- HALLWAY
- HEALTHCARE
- OTHER INDOOR APPLICATIONS



KEY FEATURES

CONSTRUCTION

LED Architectural ultra-slim 3CCT Tunable Switch & Power Adjustable Switch Luminaire. Cold Rolled Steel Housing provides strength and uniformity. Aluminum heat sink removes heat efficiently for long life. All-In-One Solution. Optional: Flange Kit & Surface Mount Kit.

OPTICAL SYSTEM

Heat resistant frosted acrylic lens diffuser. Superior light distribution that is even & glare-free. High reflective coating with 120° beam angle. Field adjustable CCT & Watts.

CERTIFICATION

UL RoHS, CE, DLC Premium, FCC listed; with LM79 & LM80, IP20 Rated.

ELECTRICAL

1x4 Luminaire is available in: 25W/30W/35W/40W Field Switch.
 2x2 Luminaire is available in: 25W/30W/35W/40W Field Switch.
 2X4 Luminaire is available in: 35W/40W/45W/50W Field Switch.
 High lumen efficacy 130lm/W. 4-Power Field Control Switch
 0-10V dimming, Class-2 Isolated Driver. Optional: EM Battery.

INSTALLATION

Easy installation. Optional Surface Mount. Fits in standard T-bar grid ceilings. Earthquake clips included make for a safe installation. Flicker free. 3CCT Tunable Field Switch: 3000K/4000K/5000K.

WARRANTY

Industry leading Five (5) year manufacturer warranty in the USA.


ORDERING

MODEL NUMBER(S)

MODEL NUMBER	POWER	LUMENS PER WATT	LUMENS	Length	COLOR TEMPERATURE	CRI	LIFE HOURS
GL-TPL-14-40W-L-H	25/30/35/40 WATTS	130 LPW	3,250/3,900/4,550/5,200 LM	1 X 4 FT	T=3000K/4000K/5000K	80+	50,000HRS.
GL-TPL-22-40W-L-H	25/30/35/40 WATTS	130 LPW	3,250/3,900/4,550/5,200 LM	2 X 2 FT	T=3000K/4000K/5000K	80+	50,000HRS.
GL-TPL-24-40W-L-H	35/40/45/50 WATTS	130 LPW	4,550/5,200/5,850/6,500 LM	2 X 4 FT	T=3000K/4000K/5000K	80+	50,000HRS.

1' X 4' WATT&CCT TUNABLE BACK-LIT PANEL

PERFORMANCE DATA



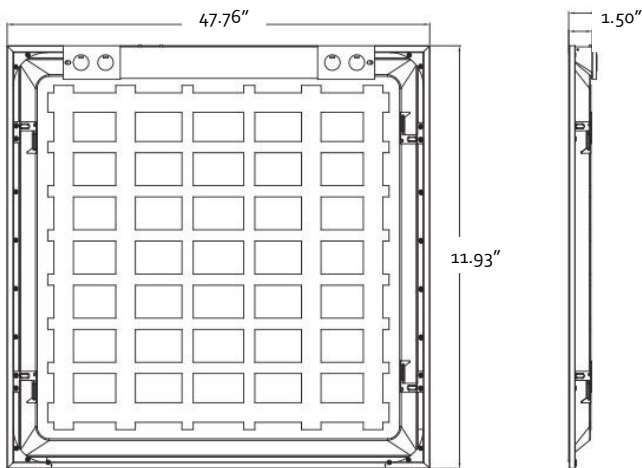
ACCESSORIES



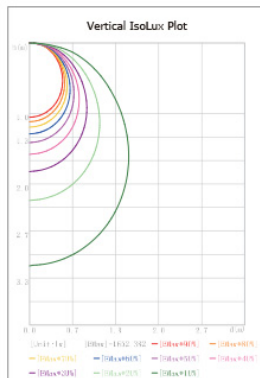
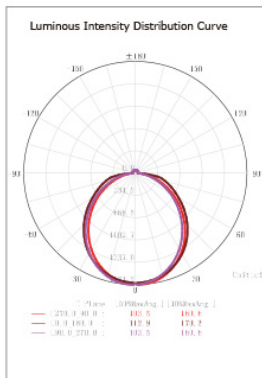
EM Backup (optional)
90 Minute Emergency
Battery Backup

Occupancy Sensor (optional)
On/Off IR Sensor

DIMENSIONS



PHOTOMETRICS



MODEL TECHNICAL SUMMARY

GL-TPL-14-40W-L-H

INPUT WATT SWITCH	25/30/35/40 Watts
INPUT VOLTAGE	AC 120-277V
POWER FREQUENCY	50 / 60 HZ
EFFICACY	130 lm/W
LED CHIPS	BRIDGELUX LEDS
LED DRIVER	CONSTANT POWER
DELIVERED LUMENS	3,250/3,900/4,550/5,200 LM
COLOR TEMPERATURE SWITCH	T=3000K/4000K/5000K
CRI	80+
WORKING TEMPERATURE	-04°C - +40°C
STORAGE TEMPERATURE	-14°C - +50°C
IP RATING	IP20
CERTIFICATION	UL RoHS CE FCC DLC Premium
WARRANTY TIME	5 Years
OPTIONAL ACCESSORY	EM Backup / Occupancy Sensor / Flange Kit / Surface Mount Kit
DIMMABLE	0-10V Dimmable
BEAM ANGLE	110°
THD	≤20%
POWER FACTOR	>0.9
L70 (HOURS)	50,000
DIMENSIONS (L*W*H) INCHES	47.76" * 11.93" * 1.5"

DLC PREMIUM LISTING



GL-TPL-14-40W-L-H
Manufacturer: Gielight Co. Ltd.
Brand: GIELIGHT

PRODUCT OVERVIEW


Classification	Premium
Primary Use	1x4 Luminaires for Ambient Lighting of Interior Commercial Spaces
Reported Input Wattage	38.9 W
Reported Light Output	5053 lm
Reported CCT	3000 K
Reported CRI (Ra)	80

PRODUCT INFORMATION

Product ID	S-NUG9P3
Manufacturer	Gielight Co. Ltd.
Brand	GIELIGHT
Model Number	GL-TPL-14-40W-L-H
Parent	Yes
Classification	Premium
DLC Family Code	QQQVPM
Input Power Type	AC

2' X 2' WATT&CCT TUNABLE BACK-LIT PANEL

PERFORMANCE DATA



ACCESSORIES

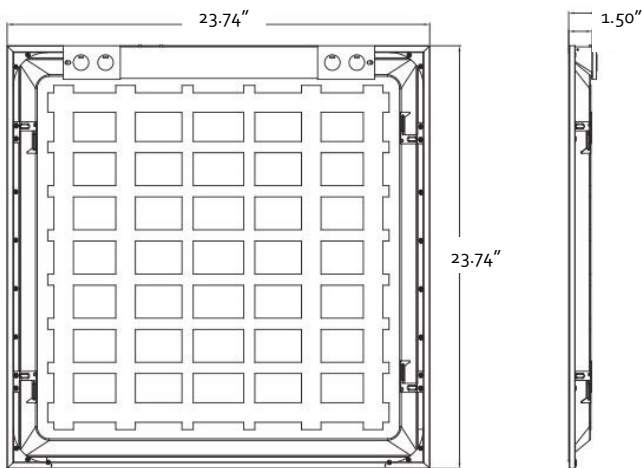


EM Backup (optional)
90 Minute Emergency
Battery Backup

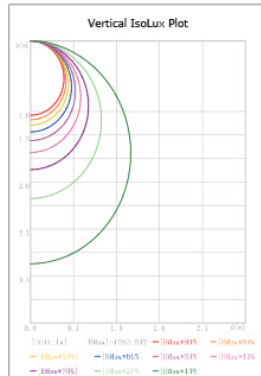
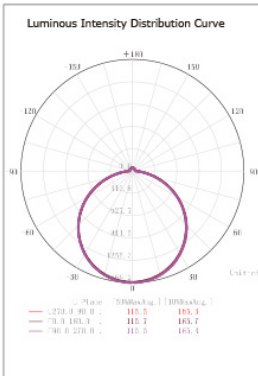


Occupancy Sensor (optional)
On/Off IR Sensor

DIMENSIONS



PHOTOMETRICS



MODEL TECHNICAL SUMMARY

GL-TPL-22-40W-L-H

INPUT WATT SWITCH	25/30/35/40 Watts
INPUT VOLTAGE	AC 120-277V
POWER FREQUENCY	50 / 60 HZ
EFFICACY	130 lm/W
LED CHIPS	BRIDGELUX LEDS
LED DRIVER	CONSTANT POWER
DELIVERED LUMENS	3,250/3,900/4,550/5,200 LM
COLOR TEMPERATURE SWITCH	T=3000K/4000K/5000K
CRI	80+
WORKING TEMPERATURE	-04°C - +40°C
STORAGE TEMPERATURE	-14°C - +50°C
IP RATING	IP20
CERTIFICATION	UL RoHS CE FCC DLC Premium
WARRANTY TIME	5 Years
OPTIONAL ACCESSORY	EM Backup / Occupancy Sensor / Flange Kit / Surface Mount Kit
DIMMABLE	0-10V Dimmable
BEAM ANGLE	110°
THD	≤20%
POWER FACTOR	>0.9
L70 (HOURS)	50,000
DIMENSIONS (L*W*H) INCHES	23.74" * 23.74" * 1.5"

DLC PREMIUM LISTING



GL-TPL-22-40W-L-H

Manufacturer: Gielight Co. Ltd.
Brand: GIELIGHT

PRODUCT OVERVIEW

Classification	Premium
Primary Use	2x2 Luminaires for Ambient Lighting of Interior Commercial Spaces
Reported Input Wattage	39.1 W
Reported Light Output	5122 lm
Reported CCT	3000 K
Reported CRI (Ra)	80

PRODUCT INFORMATION

Product ID	S-Q45928
Manufacturer	Gielight Co. Ltd.
Brand	GIELIGHT
Model Number	GL-TPL-22-40W-L-H
Parent	Yes
Classification	Premium
DLC Family Code	QQQVPM
Input Power Type	AC

2' X 4' WATT&CCT TUNABLE BACK-LIT PANEL

PERFORMANCE DATA



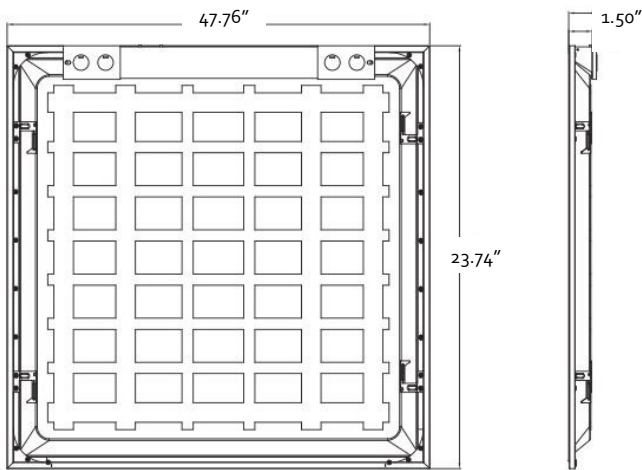
ACCESSORIES



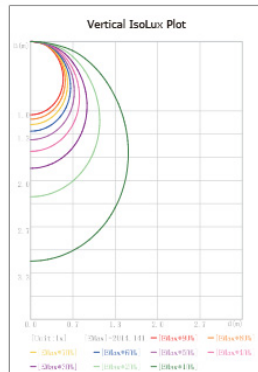
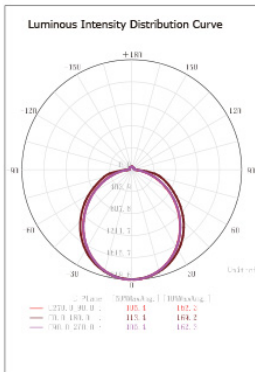
EM Backup (optional)
90 Minute Emergency
Battery Backup

Occupancy Sensor (optional)
On/Off IR Sensor

DIMENSIONS



PHOTOMETRICS



MODEL TECHNICAL SUMMARY

GL-TPL-24-50W-L-H

INPUT WATT SWITCH	35/40/45/50 Watts
INPUT VOLTAGE	AC 120-277V
POWER FREQUENCY	50 / 60 HZ
EFFICACY	130 lm/W
LED CHIPS	BRIDGELUX LEDS
LED DRIVER	CONSTANT POWER
DELIVERED LUMENS	4,550/5,200/5,850/6,500 LM
COLOR TEMPERATURE SWITCH	T=3000K/4000K/5000K
CRI	80+
WORKING TEMPERATURE	-04°C - +40°C
STORAGE TEMPERATURE	-14°C - +50°C
IP RATING	IP20
CERTIFICATION	UL RoHS CE FCC DLC Premium
WARRANTY TIME	5 Years
OPTIONAL ACCESSORY	EM Backup / Occupancy Sensor / Flange Kit / Surface Mount Kit
DIMMABLE	0-10V Dimmable
BEAM ANGLE	110°
THD	≤20%
POWER FACTOR	>0.9
L70 (HOURS)	50,000
DIMENSIONS (L*W*H) INCHES	47.76" * 23.74" * 1.5"

DLC PREMIUM LISTING



GL-TPL-24-50W-L-H

Manufacturer: Gielight Co., Ltd.
Brand: GIELIGHT

PRODUCT OVERVIEW

Classification	Premium
Primary Use	2x4 Luminaires for Ambient Lighting of Interior Commercial Spaces
Reported Input Wattage	49.7 W
Reported Light Output	6509 lm
Reported CCT	3000 K
Reported CRI (Ra)	80

PRODUCT INFORMATION

Product ID	S-N5SLQX
Manufacturer	Gielight Co., Ltd.
Brand	GIELIGHT
Model Number	GL-TPL-24-50W-L-H
Parent	Yes
Classification	Premium
DLC Family Code	QQQVPM
Input Power Type	AC